



## Noise Monitoring Result

### Day Time (0700 - 1900hrs on normal weekdays)

Location: M1a - Harbour Road Sports Centre

Date	Time	Weather	Measurement Noise Level			Baseline Level	Construction Noise Level	Limit Level
			Leq	L10	L90	Leq	Leq	Leq
Unit: dB(A), (30-min)								
01/02/11	9:26	Cloudy	73.2	76.1	68.4	69.2	69	75
08/02/11	9:35	Fine	72.0	74.7	66.3	69.2	69	75
15/02/11	11:03	Cloudy	73.7	76.6	68.9	69.2	72	75
22/02/11	10:14	Cloudy	73.1	76.2	67.8	69.2	71	75

Location: M2b - Noon-day gun area

Date	Time	Weather	Measurement Noise Level			Baseline Level	Construction Noise Level	Limit Level
			Leq	L10	L90	Leq	Leq	Leq
Unit: dB(A), (30-min)								
01/02/11	10:10	Cloudy	70.8	72.4	68.6	-	71	75
08/02/11	10:17	Fine	68.8	70.5	66.8	-	69	75
17/02/11	13:20	Cloudy	68.0	69.4	66.2	-	68	75
22/02/11	11:25	Cloudy	68.0	69.7	65.9	-	68	75

Location: M3a - Tung Lo Wan Fire Station

Date	Time	Weather	Measurement Noise Level			Baseline Level	Construction Noise Level	Limit Level
			Leq	L10	L90	Leq	Leq	Leq
Unit: dB(A), (30-min)								
01/02/11	10:50	Cloudy	68.1	69.7	65.6	-	68	75
08/02/11	10:57	Fine	66.2	68.0	64.1	-	66	75
17/02/11	14:10	Cloudy	68.1	69.6	66.2	-	68	75
22/02/11	13:00	Cloudy	65.7	67.9	63.2	-	66	75

Location: M4b - Victoria Centre

Date	Time	Weather	Measurement Noise Level			Baseline Noise Level	Construction Noise Level	Limit Level
			Leq	L10	L90	Leq	Leq	Leq
Unit: dB(A), (30min)								
01/02/11	11:31	Cloudy	67.1	68.6	64.8	-	67	75
08/02/11	11:36	Fine	67.4	69.1	65.1	-	67	75
17/02/11	14:57	Cloudy	71.1	73.2	68.5	-	71	75
22/02/11	13:39	Cloudy	69.3	70.6	67.1	-	69	75

Location: M5b - City Garden

Date	Time	Weather	Measurement Noise Level			Baseline Level	Construction Noise Level	Limit Level
			Leq	L10	L90	Leq	Leq	Leq
Unit: dB(A), (30min)								
01/02/11	13:00	Cloudy	68.5	69.3	67.2	-	69	75
08/02/11	13:20	Fine	69.0	70.3	66.4	-	69	75
17/02/11	16:38	Cloudy	70.4	71.9	68.6	-	70	75
22/02/11	15:07	Cloudy	67.4	68.6	65.9	-	67	75



**Noise Monitoring Result**

**Restricted Time (1900 - 2300 hrs on normal weekdays and 0700-2300 on holiday)**

Location: M4b - Victoria Centre

Date	Time	Weather	Measurement Noise Level			Average Noise Level	Baseline Noise Level	Construction Noise Level	Limit Level
			Leq	L10	L90	Leq	Leq	Leq	Leq
Unit: dB(A), (5-min)									
01/02/11	21:08	Fine	67.9	69.5	65.7	68.1	-	68	70
	21:13		67.9	69.3	66.1				
	21:18		68.4	70.0	66.4				
08/02/11	19:31	Fine	66.5	68.1	64.6	66.7	-	67	70
	19:36		66.6	68.1	64.8				
	19:41		67.0	68.5	64.7				
17/02/11	20:56	Fine	66.6	68.3	64.7	66.6	-	67	70
	21:01		66.7	68.6	64.4				
	21:06		66.6	68.8	64.4				
22/02/11	21:14	Fine	67.1	68.8	65.0	67.2	-	67	70
	21:19		67.2	68.7	65.1				
	21:24		67.2	68.9	64.7				

Location: M5b - City Garden

Date	Time	Weather	Measurement Noise Level			Average Noise Level	Baseline Level	Construction Noise Level	Limit Level
			Leq	L10	L90	Leq	Leq	Leq	Leq
Unit: dB(A), (5-min)									
01/02/11	21:35	Fine	68.4	71.1	65.7	68.3	-	68	70
	21:40		67.4	68.6	65.6				
	21:45		69.2	71.4	66.4				
08/02/11	19:00	Fine	66.9	67.9	65.8	67.1	-	67	70
	19:05		67.1	68.4	65.6				
	19:10		67.2	68.2	66.0				
17/02/11	21:32	Fine	66.1	67.2	64.7	66.5	-	67	70
	21:37		66.8	68.0	65.5				
	21:42		66.7	67.6	65.5				
22/02/11	21:45	Fine	67.1	67.9	65.3	66.9	-	67	70
	21:50		66.9	68.1	65.7				
	21:55		66.7	67.3	65.7				



**Noise Monitoring Result**

**Restricted Time (1900 - 2300 hrs on normal weekdays and 0700-2300 on holiday)**

Location: M1a - Harbour Road Sports Center

Date	Time	Weather	Measurement Noise Level			Average Noise Level	Baseline Level	Construction Noise Level	Limit Level
			Leq	L10	L90	Leq	Leq	Leq	Leq
Unit: dB(A), (5-min)									
01/02/11	19:37	Fine	70.3	74.5	65.9	70.5	61.1	70	70
	19:42		71.1	72.4	65.2				
	19:47		70.1	71.9	64.8				
08/02/11	21:17	Fine	71.5	74.2	66.7	70.5	61.1	70	70
	21:22		70.6	73.5	66.0				
	21:27		69.3	71.2	65.2				
17/02/11	19:13	Fine	71.4	73.4	67.5	72.6	61.1	72	70
	19:18		73.2	76.2	68.3				
	19:23		73.1	75.7	69.4				
22/02/11	19:44	Fine	71.4	74.8	69.1	71.4	61.1	71	70
	19:49		71.5	75.0	68.8				
	19:54		71.2	75.1	67.4				



**Noise Monitoring Result**

**Restricted Time (1900 - 2300 hrs on normal weekdays and 0700-2300 on holiday)**

Location: M2b -Noon-day gun area

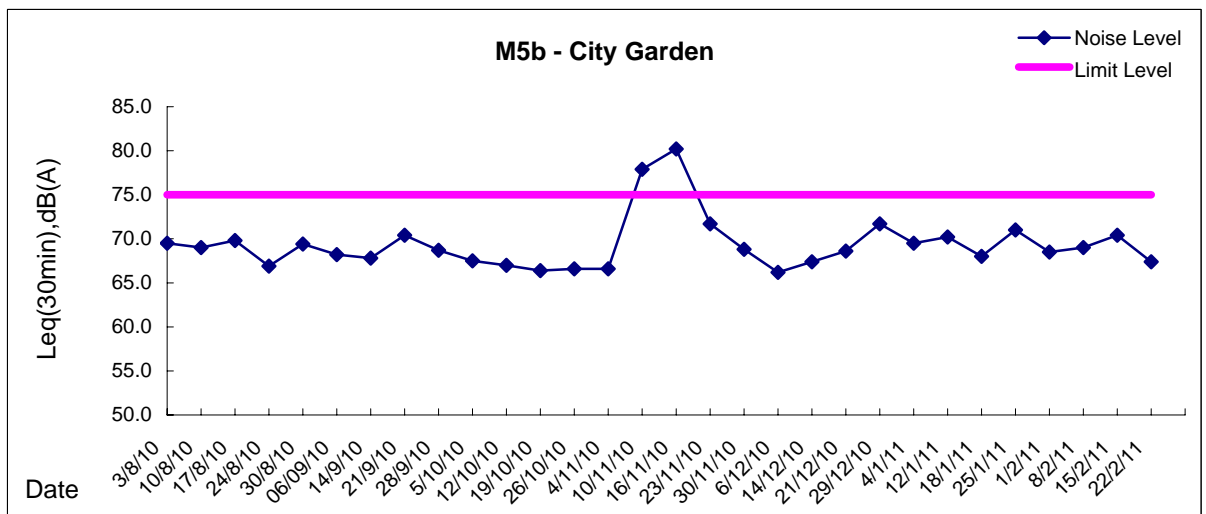
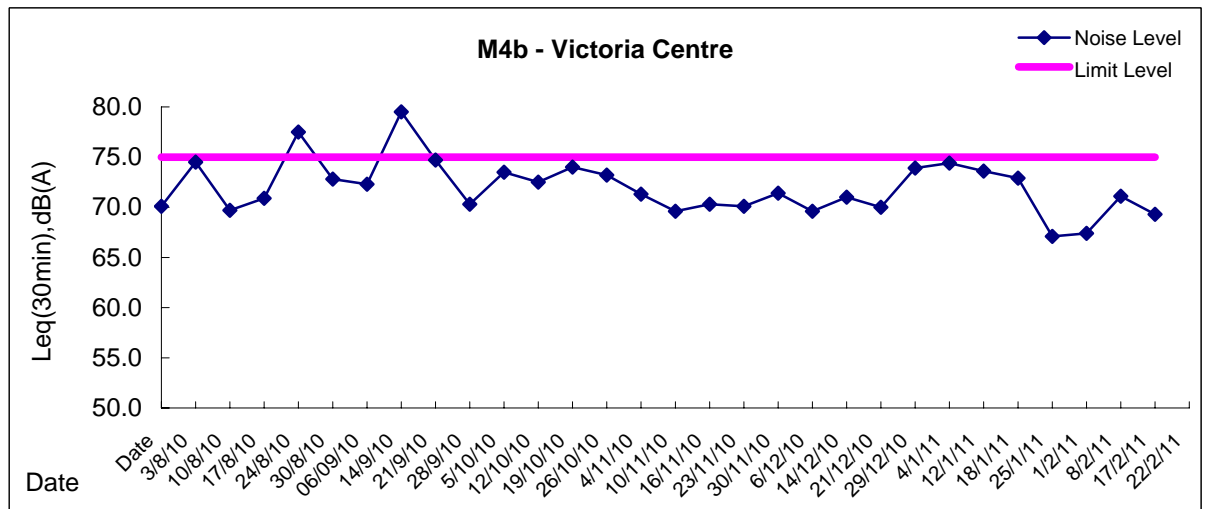
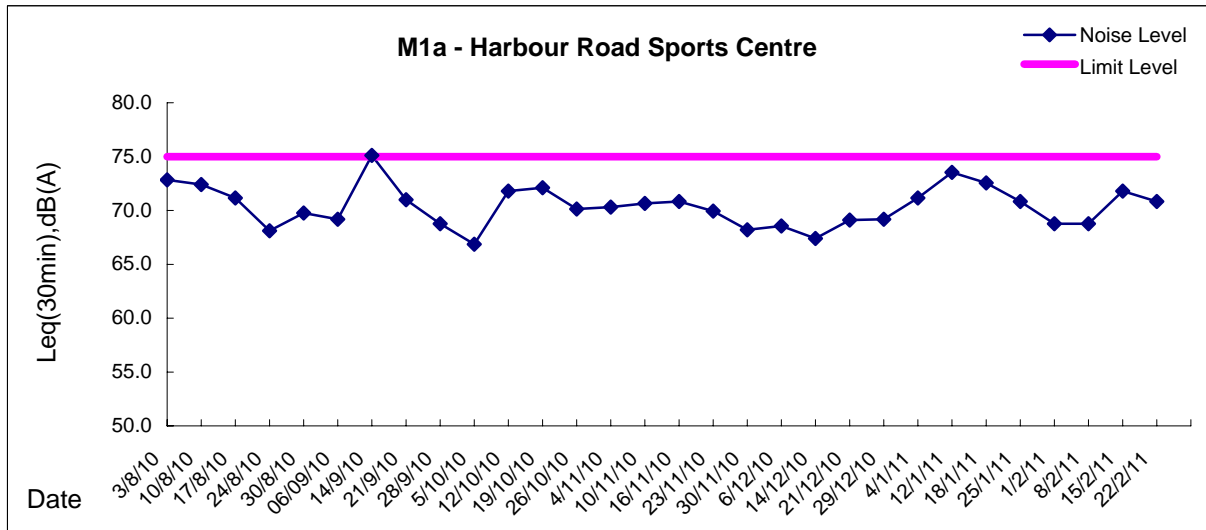
Date	Time	Weather	Measurement Noise Level			Average Noise Level	Baseline Level	Construction Noise Level	Limit Level
			Leq	L10	L90	Leq	Leq	Leq	Leq
Unit: dB(A), (5-min)									
01/02/11	20:09	Fine	69.1	72.7	64.6	68.0	-	68	70
	20:14		66.5	67.9	64.8				
	20:19		68.5	71.0	65.4				
08/02/11	20:26	Fine	66.9	68.2	65.4	67.0	-	67	70
	20:31		67.2	68.5	65.3				
	20:36		67.0	69.1	64.7				
17/02/11	20:00	Fine	67.4	68.9	65.2	66.7	-	67	70
	20:05		65.6	66.9	64.1				
	20:10		67.1	68.4	65.1				
22/02/11	20:18	Fine	66.3	67.9	64.5	66.1	-	66	70
	20:23		66.3	67.7	64.7				
	20:28		65.8	66.8	64.3				

Location: M3a - Tung Lo Wan Fire Station

Date	Time	Weather	Measurement Noise Level			Average Noise Level	Baseline Level	Construction Noise Level	Limit Level
			Leq	L10	L90	Leq	Leq	Leq	Leq
Unit: dB(A), (5-min)									
01/02/11	20:37	Fine	65.9	67.9	63.7	65.8	-	66	70
	20:42		65.8	68.0	63.5				
	20:47		65.6	67.6	63.4				
08/02/11	19:57	Fine	66.7	69.4	63.8	65.7	-	66	70
	20:02		65.7	67.2	63.7				
	20:07		64.7	66.5	62.7				
17/02/11	20:30	Fine	65.6	66.9	64.0	65.4	-	65	70
	20:35		64.9	66.3	63.5				
	20:40		65.6	67.2	63.8				
22/02/11	20:49	Fine	65.5	67.0	63.6	65.3	-	65	70
	20:54		65.4	66.7	63.2				
	20:59		65.0	67.3	62.5				

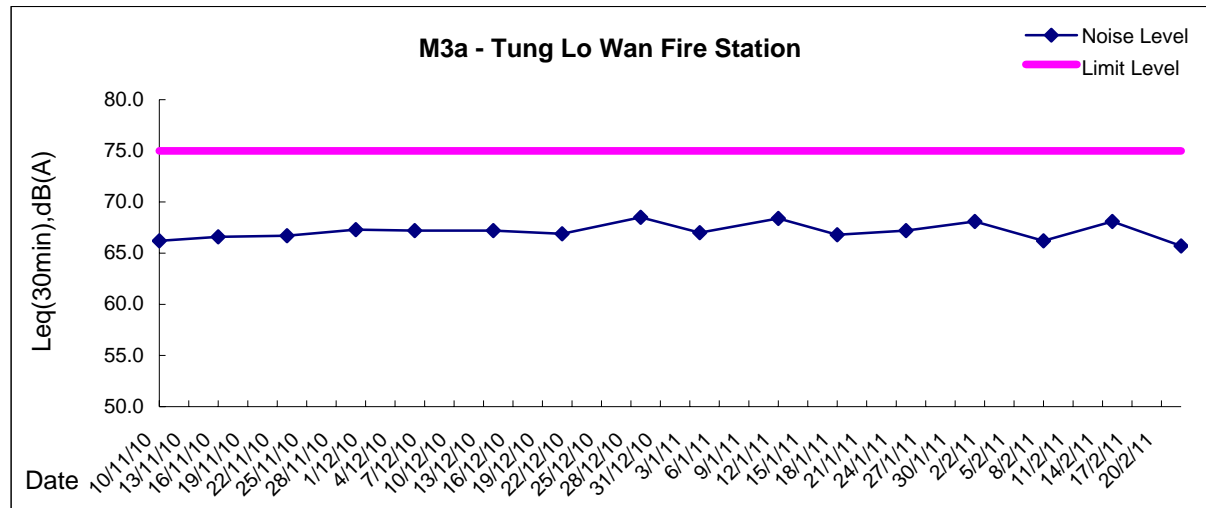
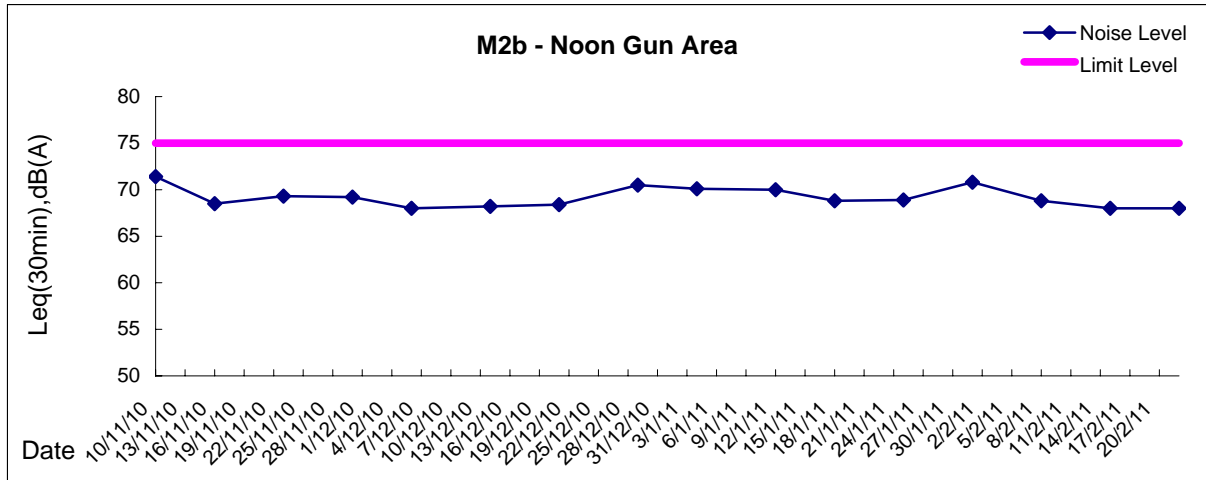


**Graphic Presentation of Noise Monitoring Result**  
**Day Time (0700 - 1900hrs on normal weekdays)**



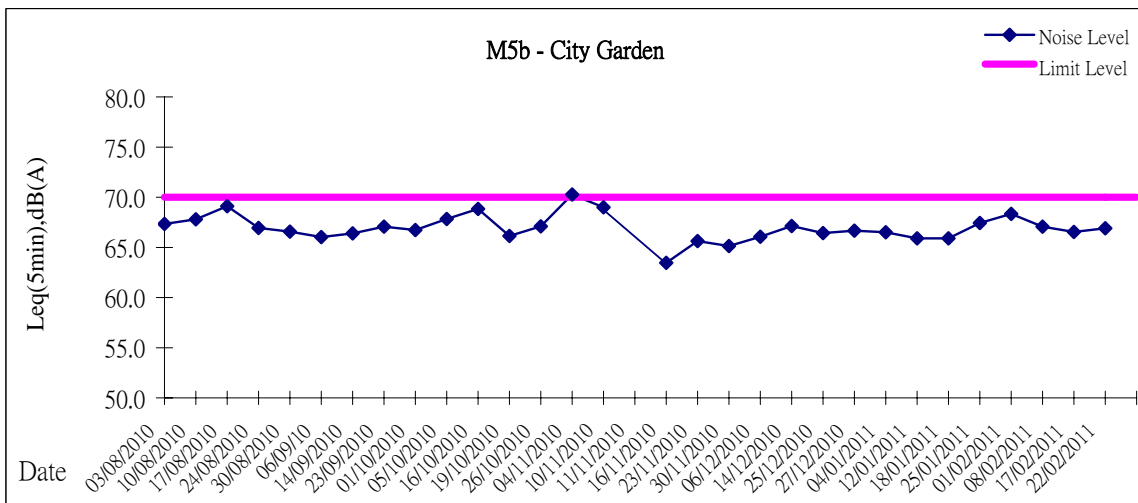
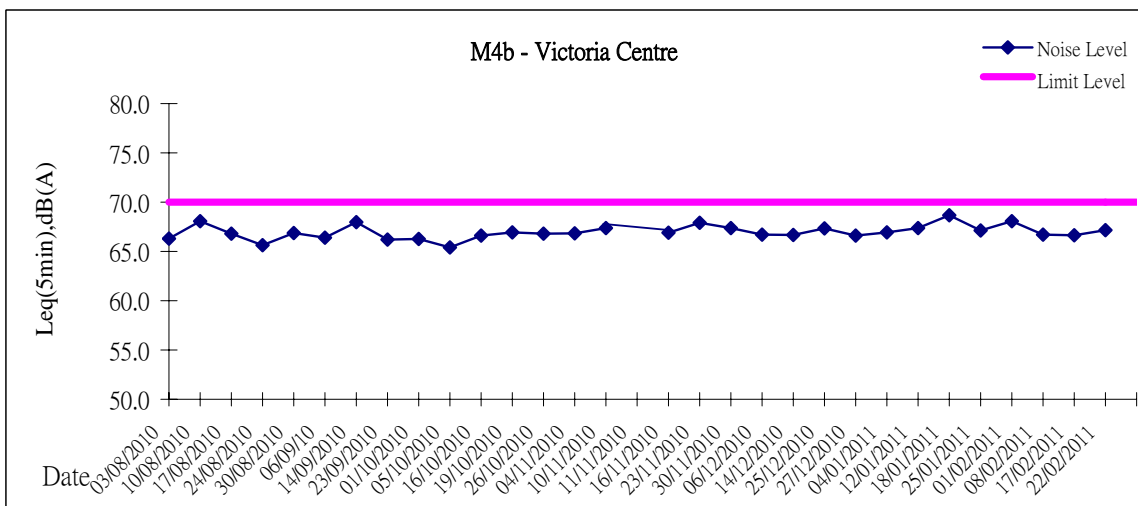
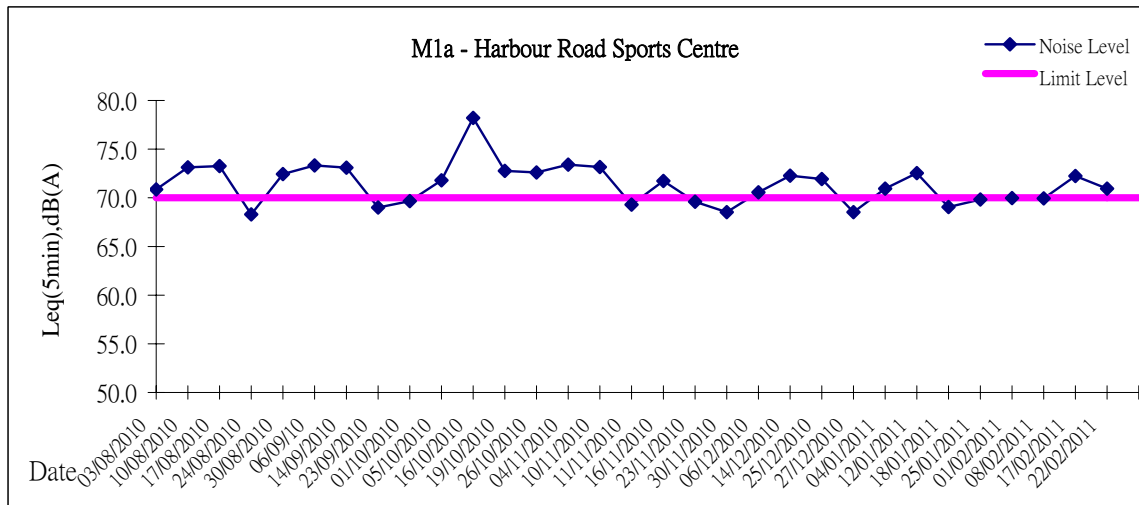


**Graphic Presentation of Noise Monitoring Result**  
**Day Time (0700 - 1900hrs on normal weekdays)**



**Graphic Presentation of Noise Monitoring Result**

**Restricted Time (1900 - 2300 hrs on normal weekdays and 0700-2300 on holiday)**



**Graphic Presentation of Noise Monitoring Result**

**Restricted Time (1900 - 2300 hrs on normal weekdays and 0700-2300 on holiday)**

